



# Power Planting

The Right Tree in the Right Place

**MARITIME**   
**ELECTRIC**  
A FORTIS COMPANY



## Trees and Power Lines

We are committed to providing safe, reliable, low-cost electricity for the benefit of all our customers. However, trees that grow into our power lines may create electrical safety hazards.

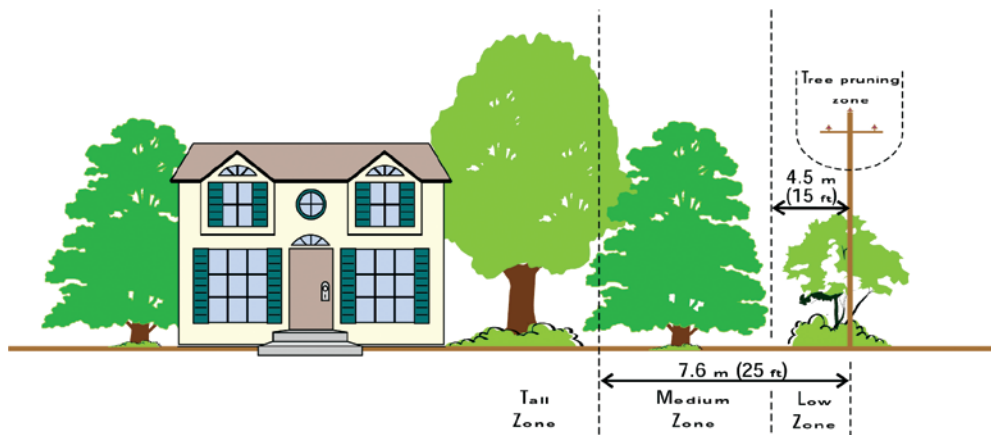
We also care about the environment and the communities in which we live and operate. Ensuring that you plant the right tree in the right place is not only very important in beautifying your property, it also helps prevent the dangers that can result from trees coming in contact with power lines.

Tree limbs in proximity to power lines can cause serious problems, particularly during adverse weather conditions including high winds and ice. We often have to trim tree limbs away from power lines to help prevent outages from occurring and to reduce the risk to public safety.

Making the right choices for the types and locations of trees helps to prevent safety hazards and power outages, as well as reduces the need for tree trimming around power lines. This brochure will assist you in making informed decisions about planting the right tree in the right place.

## Plan Before You Plant

It is important to take time to plan before you plant. If you are planting a new tree, consider how large it will grow and what it will look like in 10 to 20 years. Also, always look up and make sure you place the tree well away from overhead power lines. Determine the tree's mature height and refer to the diagram below to allow enough room so the tree won't interfere with power lines when it's fully grown.



### Low Zone

The low zone is the area directly under the power line and extends to 4.5 m (15 ft) on either side. Trees and shrubs planted in this area should have a maximum mature height of 4.5 m (15 ft) or less.

### Medium Zone

The medium zone extends from the edge of the low zone to a distance of 7.6 m (25 ft) on either side of the power line. The maximum mature height of trees planted in this zone should be 7.6 m (25 ft).

### Tall Zone

The tall zone is the area more than 7.6 m (25 ft) from the power lines. Virtually any strong, healthy tree may be planted in this zone.

## Tree and Shrubs for Prince Edward Island Gardens

### Low Trees/Shrubs: Mature height of 2 to 4.5 m (6 to 15 ft)

#### Coniferous Trees

- Mugo Pine (*Pinus mugo*)
- Upright Juniper (upright *Juniperus chinensis* or *J. scopulorum* cultivars)
- White Cedar (*Thuja occidentalis*)
- Yew (*Taxus* cultivars)

#### Evergreen Shrubs

- Holly (*Ilex X meservae* or *I. aquifolium* cultivars)
- Rhododendron cultivars

#### Deciduous Trees

- Japanese Cherry (*Prunus serrulata* cultivars)
- Japanese Maple (*Acer palmatum* cultivars)
- 'Red Jade' Weeping Crabapple (*Malus 'Red Jade'*)
- Star Magnolia (*Magnolia stellata*)

#### Deciduous Shrubs

- Amur Maple (*Acer ginnala*)
- Arrowwood (*Viburnum dentatum*)
- Beautybush (*Kolkwitzia amabilis*)
- Burning Bush (*Euonymus alatus*)
- Corkscrew Hazel (*Corylus avellana 'Contorta'*)
- Cornelian Cherry (*Cornus mas*)
- Devil's Walking Stick (*Aralia elata*)
- Flower Current (*Ribes sanguineum*)
- Forsythia (*Forsythia* cultivars)
- Golden Elder (*Sambucus* cultivars)
- Golden Ninebark (*Physocarpus opulifolius* cultivars)
- Highbush Cranberry (*Viburnum trilobum*)
- Lilac (*Syringa* cultivars)
- Mock-orange (*Philadelphus* cultivars)
- Nannyberry (*Viburnum lentago*)
- Peegee Hydrangea (*Hydrangea paniculata*)
- Privet (*Ligustrum* cultivars)
- Purple-leaf Sandcherry (*Prunus X cistena*)
- Serviceberry (*Amelanchier* cultivars)
- Siberian Peashrub (*Caragana arborescens*)
- Smoketree (*Cotinus coggyria*)
- Snowball Bush (*Viburnum opulus 'Roseus'*)
- Staghorn Sumac (*Rhus typhina*)
- Tatarian Dogwood (*Cornus alba* cultivars)
- Tatarian Honeysuckle (*Lonicera tatarica* cultivars)
- Ural False Spirea (*Sobaria aorbifolia*)
- Wayfaring Tree (*Viburnum lantana*)
- Weeping Mulberry (*Morus alba 'Pendula'*)
- Witch-hazel (*Hamamelis X intermedia* cultivars)



Rhododendron



Star  
Magnolia



Beautybush



Burning  
Bush



Siberian  
Peashrub





**Medium Trees: Mature height of 4.5 to 7.6 m (15 to 25 ft)**

**Coniferous Trees**

- Weeping Nootka False Cypress (*Chamaecyparis nootkatensis* 'Pendula')

**Deciduous Trees**

- Camperdown Weeping Elm (*Ulmus glabra* 'Camperdownii')
- Chinese Dogwood (*Cornus kousa*)
- Goldenchain Tree (*Laburnum* cultivars)
- Hawthorn (*Crataegus* cultivars)
- Katsura Tree (*Cercidiphyllum japonicum*)
- Ornamental Crabapple (*Malus* cultivars)
- Shubert Chokecherry (*Prunus virginiana* 'Shubert')

**Tall Trees: Mature height greater than 8 m (30 ft)**

**Coniferous Trees**

- Austrian Pine (*Pinus nigra*)
- Colorado Spruce (*Picea pungens* cultivars)
- Douglas-fir (*Pseudotsuga menziesii*)
- Eastern White Pine (*Pinus strobus*)
- European Larch (*Larix decidua*)
- Norway Spruce (*Picea abies*)
- Scotch Pine (*Pinus sylvestris*)
- Serbian Pine (*Picea omorika*)
- White Fir (*Abies concolor*)
- White Spruce (*Picea glauca*)

**Deciduous Trees**

- Elm (*Ulmus* cultivars)
- English Oak (*Quercus robur*)
- European Beech (*Fagus sylvatica* cultivars)
- Horse Chestnut (*Aesculus hippocastanum*)
- Littleleaf Linden (*Tilia cordata* cultivars)
- Mountain-ash, Dogberry (*Sorbus aucuparia*)
- Norway Maple (*Acer platanoides*)
- Paper Birch (*Betula papyrifera*)
- Pin Oak (*Quercus palustris*)
- Quaking Aspen (*Populus tremuloides*)
- Red Ash (*Fraxinus pennsylvanica*)
- Red Maple (*Acer rubrum*)
- Red Oak (*Quercus rubra*)
- Silver Birch (*Betula pendula*)
- Sycamore Maple (*Acer pseudoplatanus*)
- Weeping Willow (*Salix babylonica*)



Weeping Mulberry



Chinese Dogwood



Ornamental Crabapple



Shubert Chokecherry



White Fir



Mountain-ash or Dogberry



Norway Maple



Silver Birch

This is not intended to be an absolute list of species to plant in Prince Edward Island. Others may be appropriate. For more information on the best tree to plant in a certain area of your garden, visit your local nursery and garden centre.

## Plant for Energy Efficiency

Properly selected and planted trees around a home can also improve energy efficiency. When trees are planted in the right places they can provide you with energy savings by shielding cold winds during the winter months. Here are a few tips:



- Plant a windbreak of evergreens to the north and west of your house to provide shelter from the cold winter winds and to help save energy in winter.
- Plant deciduous trees on west and southwest sides since these trees lose their leaves in the winter. This will allow sunlight to help with heating and therefore help reduce your energy costs.

### Good Placement

Smaller, low trees are planted near the power lines and it is unlikely that they will have to be trimmed or removed. Deciduous trees are planted to the south and west of the house. These trees will let the warm sun shine into the house in the winter. The windbreak of evergreens to the north side of the property will shelter the house in winter.

### Bad Placement

Large trees are placed under the power lines and have to be trimmed. The large evergreen planted on the south side of the house will prevent the winter sun from warming the house.





## Tree Trimming

We care about the beauty of our communities and the environment. We also have an obligation to provide safe, reliable, low-cost electricity to over 70,000 customers, 24 hours a day, 365 days a year. Our ability to do that is affected by the growth of trees that may pose an electrical hazard possibly effecting people we serve. That's why it is necessary for us to trim or remove trees to maintain proper clearance from power lines.

Our tree trimming program is aimed at keeping over 5,000 km of transmission and distribution lines clear of trees and undergrowth. Through our focus on effective vegetation management, which includes periodic inspections of power lines, we identify trees that are growing too close to power lines and thus, cause concern for public safety and reliability.



*Vegetation and trees have been cleared from power lines to ensure correct distance and safety requirements are in place.*

Although it is not possible to predict or foresee all tree-related problems, our tree trimming program is designed to trim trees before safety or reliability problems occur.

## Professional Care

We employ contractors whose skilled, professional crews trim trees to provide enough clearance between limbs and power lines for safe and reliable service with a minimum of inconvenience to you.

We encourage our contractors to use a natural trimming method, which is proven to be the best method for the long-term health of the tree. Also, our tree trimming experts make every attempt to trim sufficient clearance so that the tree will remain safe until we return for the next routine maintenance. They are trained in proper pruning techniques and to their best to redirect growth away from the power lines.

**Never attempt to prune or trim trees near power lines yourself. Contact with a power line can result in serious injury or even death.**



## Stay Safe Around Trees

At Maritime Electric, we believe safety must be integrated in all we do.

When a tree or a large branch falls onto a power line, as sometimes happens during storms, it can bring down the power line. If anyone touches a downed power line that is still energized, the result can be serious injury, even death.

Children do not always know, or remember, what can be dangerous, so it is up to the rest of us to watch out for their safety. Never build a tree house in the trees near power lines and be careful not to allow kids to climb trees growing near power lines. Teach them to tell an adult if they discover downed power lines in the area. Never attempt to touch an object tangled in a power line. Call Maritime Electric at **1-800-670-1012**, for assistance.

## Let's Work Together

We take our job of providing electricity to your home and community very seriously and we appreciate cooperation in supporting our vegetation management program. By working together, we can ensure the safety of you, your families and our employees.



*Garden at Maritime Electric office, 180 Kent Street, with flowers planted far away from power lines.*

For further information on tree safety or to report a downed limb or limbs in contact with power lines, visit us online at [maritimeelectric.com](http://maritimeelectric.com) or call us at **1-800-670-1012**.

# Look Up Before You Cut!



## The Power of a Moment

If you knew that cutting a tree around an energized power line could cause you or others serious injury or even death, wouldn't you take a moment to look up? **NEVER** cut or trim trees near power lines and **NEVER** attempt to remove a tree that has fallen into a power line.

Contractors, be sure your employees know the dangers of working near power lines. It is your responsibility to ensure they follow the Occupational Health and Safety regulations to protect themselves and others. Put safety first, look up before you cut.

Safety is our priority. Make it yours too!

